



# ON-OFF. “Exchanges of methodologies in education of detainees”

Meeting in Almería. Spain 16th – 17 October 2014  
GRUNDTVIG Learning Partnerships



COLABORAN



Centro Penitenciario “El Acebuche” Almería



# INTRODUCTION





# SPANISH INMATE PROFILE

- Prison population: 67.000 (March 2014)
- Mainly males (62.000, 92.4 %)
- Convicts (57.000, 85 %)
- Age range from 30 to 50 year olds (60 %)
- Poor school and job training education
- High use of drugs (80 % before imprisonment)
- High rate of foreign population (21.000, 31.2 %)





# ALMERÍA PRISON “EL ACEBUCHE”



**INMATES IN SEPTEMBER 2014:** 867

**PRISON STAFF:**

GOVERNING BOARD :	6
SURVEILLANCE:	236
TREATMENT:	35
OFFICE:	40
HEALTHCARE:	28
OTHER:	33
TOTAL:	378

**EDUCATION STAFF:**

**13 TEACHERS IN CEPER RETAMAR**



# PRISON POPULATION IN SPAIN

## PRISON POPULATION 2014

Total	67.000
Foreigners 31,2 %	Spaniards 68,8 %
Male 92,4 %	Female 7,6 %

## ALMERIA PRISON

PRISON POPULATION IN ALMERIA SEPTEMBER 2014	867
Foreigners 34 %	Spaniards 66 %

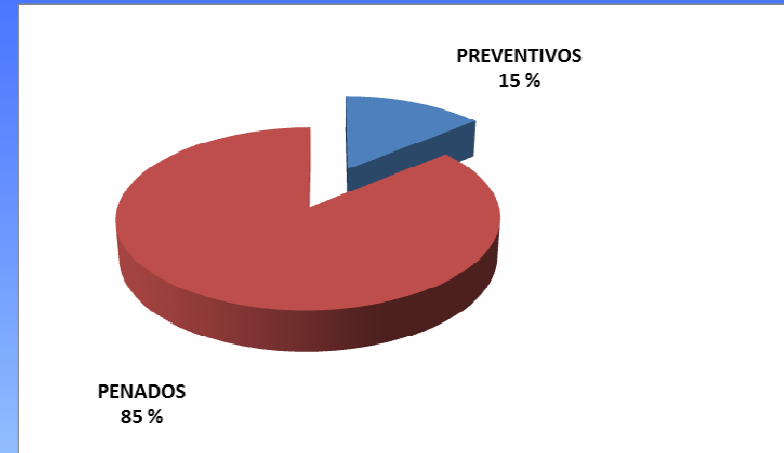
MALE	804
FEMALE	63

AGE UNDER 25	86
OLDER THAN 25	772

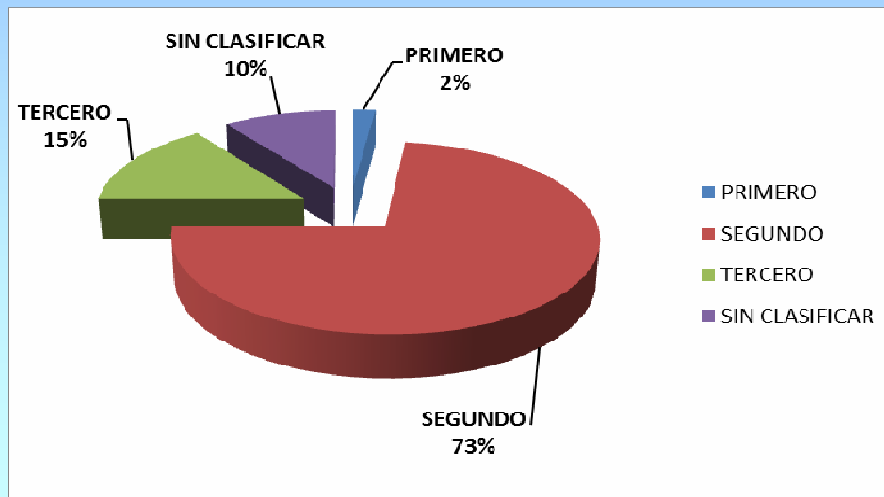


## PRISON POPULATION ACCORDING TO THEIR CRIMINAL-PROCESS SITUATION, GENDER DISTRIBUTED March 2014

Situation	Male	Female	Total
On remand	8.315	827	9.142
Convicts	52.374	4.221	56.595
Security measures	587	27	614
Penados con Preventivas	668	43	711
<b>Total</b>	<b>61.944</b>	<b>5.118</b>	<b>67.062</b>



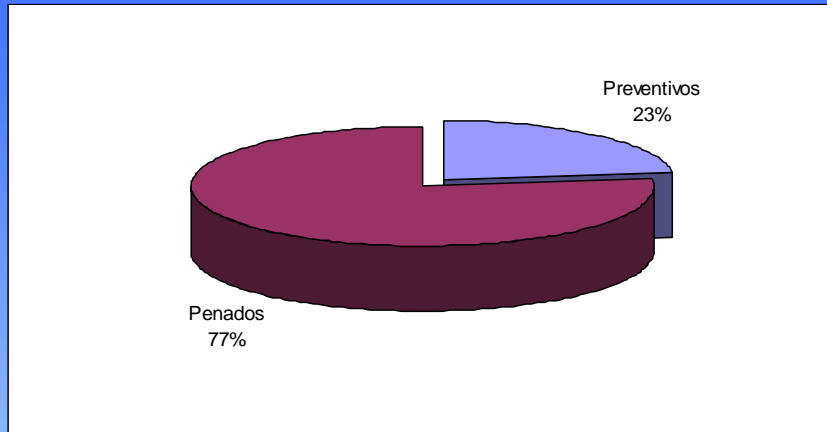
## PRISON POPULATION ACCORDING TO ENFORCEMENT REGIME



REGIMES	Male	Female	Total
GRADE 1	1023	78	1101
GRADE 2	38633	2668	41301
GRADE 3	7770	1036	8806
UNGRADED	4948	439	5387
<b>TOTAL</b>	<b>52374</b>	<b>4221</b>	<b>56595</b>



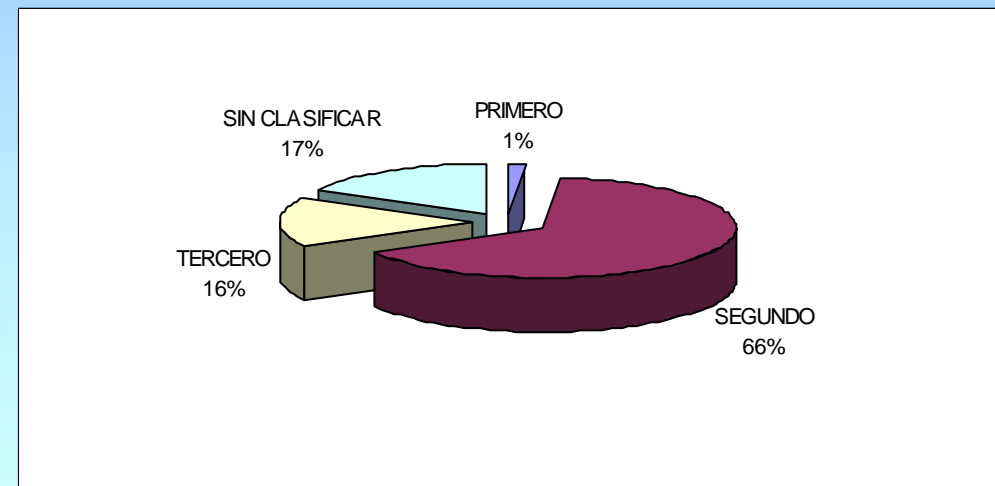
## ALMERIA PRISON. SEPTEMBER 2014 PRISON POPULATION ACCORDING TO THEIR CRIMINAL-PROCESS SITUATION, GENDER DISTRIBUTED



Situation	Male	Mujeres	Total
On remand	183	13	196
Convicts	613	56	669
<b>Total</b>	<b>796</b>	<b>69</b>	<b>865</b>

## PRISON POPULATION ACCORDING TO ENFORCEMENT REGIME

REGIMES	Male	Female	Total
GRADE 1	8	1	9
GRADE 2	403	35	438
GRADE 3	96	13	109
UNGRADED	106	7	113
<b>TOTAL</b>	<b>613</b>	<b>56</b>	<b>669</b>





# LIFELONG EDUCATION SCHOOL “RETAMAR”

PRISON POPULATION ALMERIA. SEPTEMBER 2014 = 867

STUDENTS AT CEPER RETAMAR = 535

GROUPS	n°	Students
BASIC TEACHING LEVEL 1	10	119
BASIC TEACHING LEVEL 2	10	104
SECONDARY TRAINING ( P.P.L.G, TAES )	3	48
ACCESS TO VOCATIONAL TRAINING	9	44
LITERACY(SPANISH FOR FOREIGNERS)	12	170
CREATING ENTERPRISE	3	50
TOTAL	47	535

13

TEACHERS

11 GENERALIST TEACHERS

2 ENGLISH TEACHERS

MONTHLY AVERAGE OF STUDENTS: AROUND 525


REACHING SOMETIMES MORE THAN 600

**Throughout the school year more than 950 students are registered  
and attend school**



A black and white photograph of a prison cell. The cell is characterized by vertical metal bars. In the foreground, there is a bed with a dark blanket and a white pillow. The lighting is somewhat dim, creating a somber atmosphere. The text is overlaid on the center of the image.

*THE NATIONAL  
EDUCATION SYSTEM  
IN SPANISH  
PRISONS*



**The first reference on education in prisons can be found in Article 25.2 of the Spanish Constitution:**

*“Sentences involving deprivation of liberty and security measures will focus on re-education and social rehabilitation... Convicts sentenced to imprisonment... will have access to culture and an all-round personal development”.*



# Background

**1982-1990**→ **“White Paper on Further Education”**  
(1986), LOGSE (Ley Orgánica General del Sistema Educativo Español, de 1990) (.

**1999** → **Royal Decree on Integration.** Integration of Prison Teachers Department to the General Teachers Department.

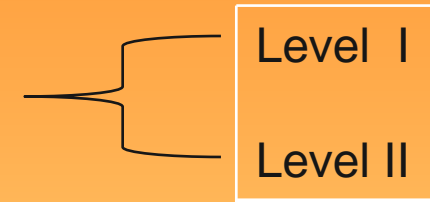
**2008**→ **Cooperation agreement** between the education administration and prison administration.





# Educational Pathways in Andalusia

## 1. BASIC TEACHING PROGRAMMES



## 2. NON FORMAL TEACHING PROGRAMMES:

### 2.1 Training programmes to get basic certificates:

- ☞ Preparatory work for Free Testing for those over 18 years old..
- ☞ TAES (Secondary Learning Tutoring).

### 2.2 Teaching Programmess to access other educational levels:

- ☞ Training for the Test to access Intermediate and Advanced Vocational Training

### 2.3 Teaching Programmes to promote Active Citizenship:.

- ☞ Enterprising Culture Promotion: Creating Enterprise.
- ☞ Adult Literacy. Spanish Culture and Language for Foreigners



**An inmate's educational pathway can go on if he wishes so, by applying to other teaching programmes managed by professionals from the prison:**

- **Secondary School .**
- **Preparatory work for university access for those over 25 years old. .**
- **University Degree through Open University (UNED).**
- **Vocational Training Courses (Plumbing, Gardening, Construction, etc.)**



# EDUCATIONAL PATHWAYS IN OTHER AUTONOMOUS COMMUNITIES

## Madrid:

❖ ***Basic Teaching and High School:*** Six school years, from Literacy to Secondary Education Certificate.

❖ ***Secondary School:*** Two school years.





## Castilla y León:

- ❖ **Beginner Level to Basic Teaching:** three three-month modules.
- ❖ **Basic Knowledge Level:** a school year.
- ❖ **High School:** four modules, one per school year.
- ❖ **Secondary Education:** Distance Education.



# COMPARATIVE STATISTICS ON ATTENDANCE AND SUCCESSFULLY COMPLETED LEVELS IN ANDALUSIA AND OTHER AUTONOMOUS COMMUNITIES

School year 2012/2013	TEACHERS	BASIC TEACHING SUCCESSFULLY COMPLETED				ATTENDANCE THROUGHOUT THE YEAR		
		<u>Basic Teaching (NI Y NII)</u>	<u>ESO</u>	<u>TOTAL</u>	<u>%</u>	<u>Basic Teaching (NI Y NII)</u>	<u>ESO</u>	<u>TOTAL</u>
<b>ANDALUSIA</b>	111	1200	181	1381	35,58	9509	1597	11106
<b>PRISONS IN SPAIN</b>	514	4898	1606	6504	42,69	24533	7376	31909



# ACADEMIC STATISTICS

## 2013-2014 – CEPER RETAMAR

PLANS	REGISTERED	STUDENTS ASSESSED BY 15-06-12.	ATTENDING LAST 4 MONTHS	PROMOTED TO NEXT GRADE	% REGARDING 4 MONTHS
BASIC TEACHING L1	190	126	105	31	30%
BASIC TEACHING L2	184	112	84	29	35%
LITERACY & SPANISH FOR FOREIGNERS	249	130	86	18	21%
STUDY AID TUTORING FOR SECONDARY STUDENTS	19	15	15	12	80%
TRAINING FOR THE EXAM TO OBTAIN THE HIGH SCHOOL GRADUATE	64	43	27	16	60%
TRAINING FOR THE TEST TO ACCESS INTERMEDIATE VOCATIONAL TRAINING	48	29	19	7	37%
TRAINING FOR THE TEST TO ACCESS ADVANCED VOCATIONAL TRAINING	6	3	3	0	0
ENTERPRISING PROMOTION CULTURE: CREATING ENTERPRISE	115	64	61	29	48%
ALL	875	522	400	142	
				AVERAGE	36%



We conclude that the interpretation of the students' performance in our school is quite different from that in a regular school, due to:

- **Unstable groups** (caused by sentences and prison situation)
- **New entries** (the registration period keeps open along the school year)
- **Deregistrations/Leaves** (due to inmates' transferrings of unit/prison, releases, extraditions...).
- **We plan each level during a single school year.**



... *Education and culture  
are doors to the outside  
world...*

